


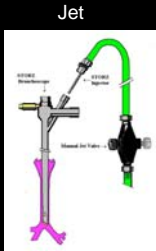

Rigid Bronchoscopy Anesthetic Management Considerations

- Spontaneous Ventilation vs. Paralysis



Rigid Bronchoscopy Ventilation Management Options:

- Intermittent Ventilation
- Apneic Oxygenation
- Jet Ventilation (Saunders, Monsoon, etc.)
- Ventilating Bronchoscope

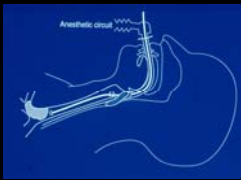

Rigid Bronchoscopy Anesthetic Management Considerations

- Laser (Nd-YAG vs. CO2)
- FiO2
- Monitoring CO2




Anesthetic Management of a Patient with Tracheal Pathology

Start and End of Case



LMA



igel

Anterior Mediastinal Masses and Lower Airway Problems

- History:** dyspnea/cough, syncope
- Investig.:** CT (+/- Echo)
- Path:** GA: Collapse/No
- Management:** NPIC safe/unsafe/uncertain
- Myths:** Flow/vol. loop, CPB standby
- Postop. Mgmt.**

Slinger P, Karsli G. Curr Opin Anaesthesiology 20: 1-3, 2007