





University of Colorado  
Denver

## HOW TO SCHEDULE APPOINTMENTS IN NAVIGATE:





TO ACCESS NAVIGATE, LOGIN TO [UCDENVER.CAMPUS.EAB.COM](https://ucdenver.campus.eab.com).  
LOGIN IN WITH YOUR UC DENVER PASSPORTID CREDENTIALS.



---

## Web login

Please sign in with your university credentials.

**Username or email**

**Password**

**Login**

[Forgot your password?](#)

[Need help?](#)



THIS IS HOW YOUR NAVIGATE HOME SCREEN LOOKS:

Student Home | SSC Campus

Campus Student Success Collaborative

Fall 2018

### Student Home

Class Information Reports Calendar Send a Message

#### Classes This Term

Actions	CLASS NAME	PROFESSOR	DAYS/TIMES	MID	FINAL
<input type="checkbox"/>	Introduction to Integral Calculus	Robert Ross	Monday 8:00 - 9:00		
<input type="checkbox"/>	Introduction to Calculus	Christopher Kline			

Get Assistance

#### Actions

I want to...

[Issue an Alert](#)

#### Quick Links

Take me to...

[Schedule a General Event](#)

[School Information](#)

[Download Center for Reports](#)

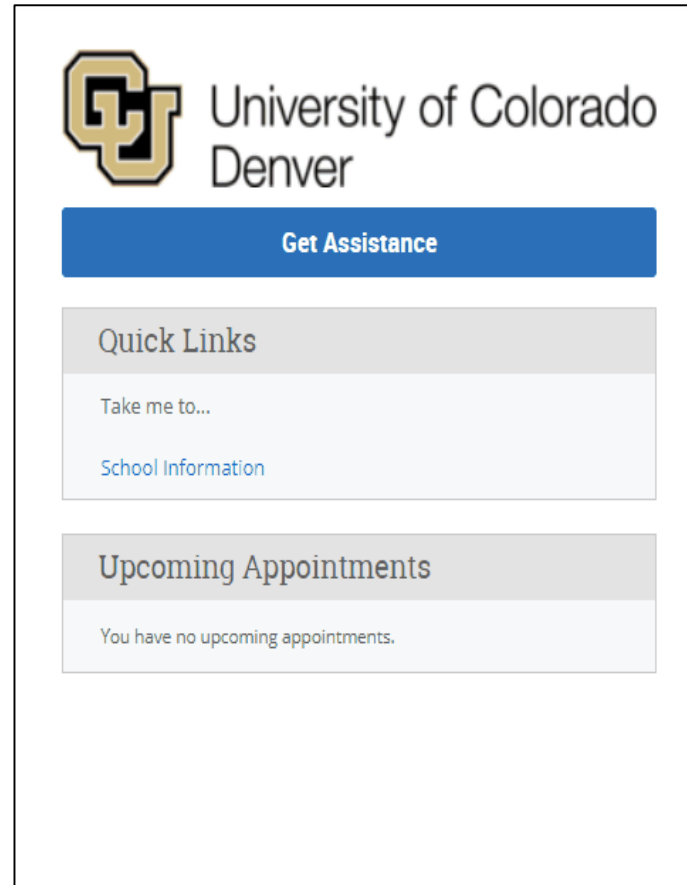
#### Upcoming Appointments

You have no upcoming appointments.

EAB Legal Disclaimer | Terms of Use | Download Acrobat Reader © 2018 EAB. All Rights Reserved. Additional Modes



CLICK ON GET ADVISING/ GET ASSISTANCE, WHICH IS LOCATED TO THE RIGHT OF YOUR HOMEPAGE. IT WILL DIRECT YOU TO THE SCHEDULING PAGE.



The screenshot shows a user interface for the University of Colorado Denver. At the top left is the university's logo, a stylized 'CU' in gold and blue, followed by the text 'University of Colorado Denver'. Below the logo is a prominent blue button with the text 'Get Assistance' in white. Underneath the button is a 'Quick Links' section with a grey header. It contains a 'Take me to...' label and a link for 'School Information'. Below that is an 'Upcoming Appointments' section with a grey header, displaying the message 'You have no upcoming appointments.'



ONCE YOU SEE THE SCHEDULING ADVISING SCREEN, CLICK ON THE DROP-DOWN LIST AND SELECT **THE SCHOOL OF PUBLIC AFFAIRS** FOLLOWED BY A REASON AND CLICK NEXT.

Schedule Academic Advising

To help you find a time, please tell us why you'd like to see someone.

-- please select a service category -- ▾



## SELECT LOCATION AND ADVISOR FOR THE APPOINTMENT

Schedule Academic Advising

What location do you prefer?

-- please select a location for the appointment

◀ Back

Next ▶



SEARCH AND SELECT THE DESIRED DATE AND TIME AND CLICK NEXT. REVIEW AND CONFIRM YOUR APPOINTMENT.

**IMPORTANT!** IF YOU WOULD LIKE A PHONE OR VIDEO CONFERENCE APPOINTMENT PLEASE SPECIFY IN THE COMMENTS SECTION. THE DEFAULT LOCATION IS 'IN-PERSON.'

### Schedule Academic Advising

Appointment Times This Week

Mon, Oct 29	Tue, Oct 30	Wed, Oct 31	Thu, Nov 01	Fri, Nov 02
				Morning N/A
				Afternoon N/A

◀ Back      Next ▶



University of Colorado  
Denver



# THANK YOU

✉ [studentsuccess@ucdenver.edu](mailto:studentsuccess@ucdenver.edu)

