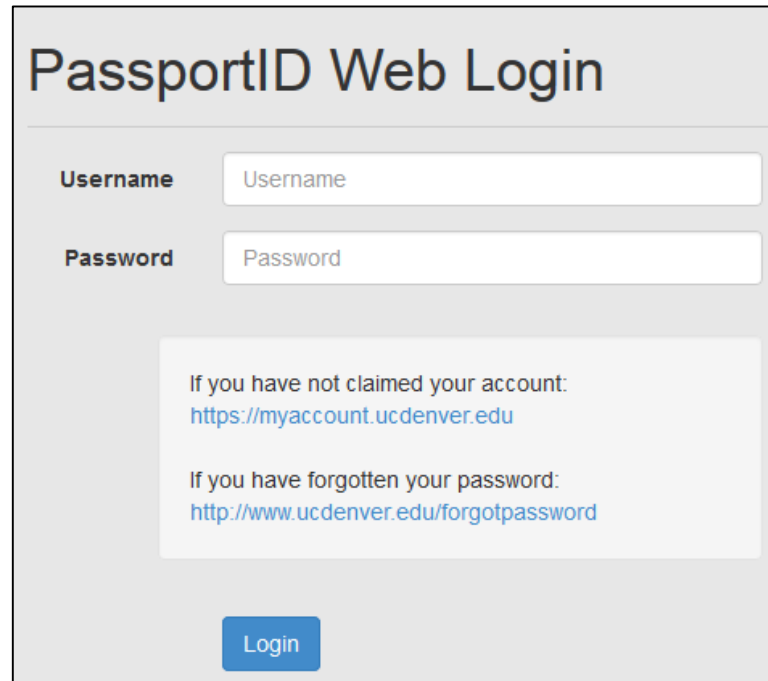


How to authorize financial aid to pay all charges



The screenshot shows a web login interface titled "PassportID Web Login". It features two input fields: "Username" and "Password". Below these fields is a light gray box containing two links: "If you have not claimed your account: <https://myaccount.ucdenver.edu>" and "If you have forgotten your password: <http://www.ucdenver.edu/forgotpassword>". At the bottom of the form is a blue "Login" button.

Log in to **UCDAccess**, <https://passport.ucdenver.edu/login.php>.

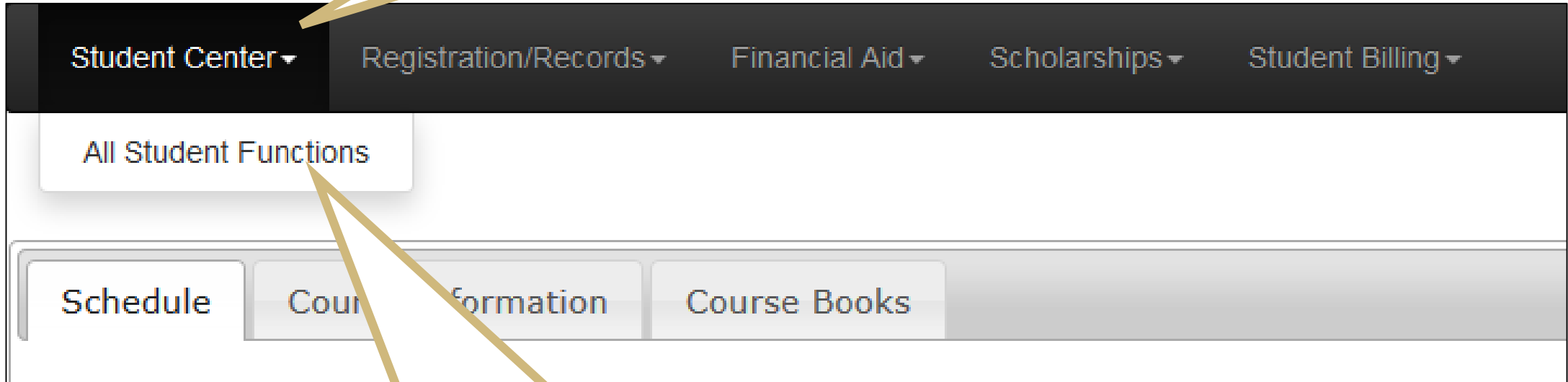


Bursar's Office

UNIVERSITY OF COLORADO DENVER | ANSCHUTZ MEDICAL CAMPUS

How to authorize financial aid to pay all charges

Select Student Center menu

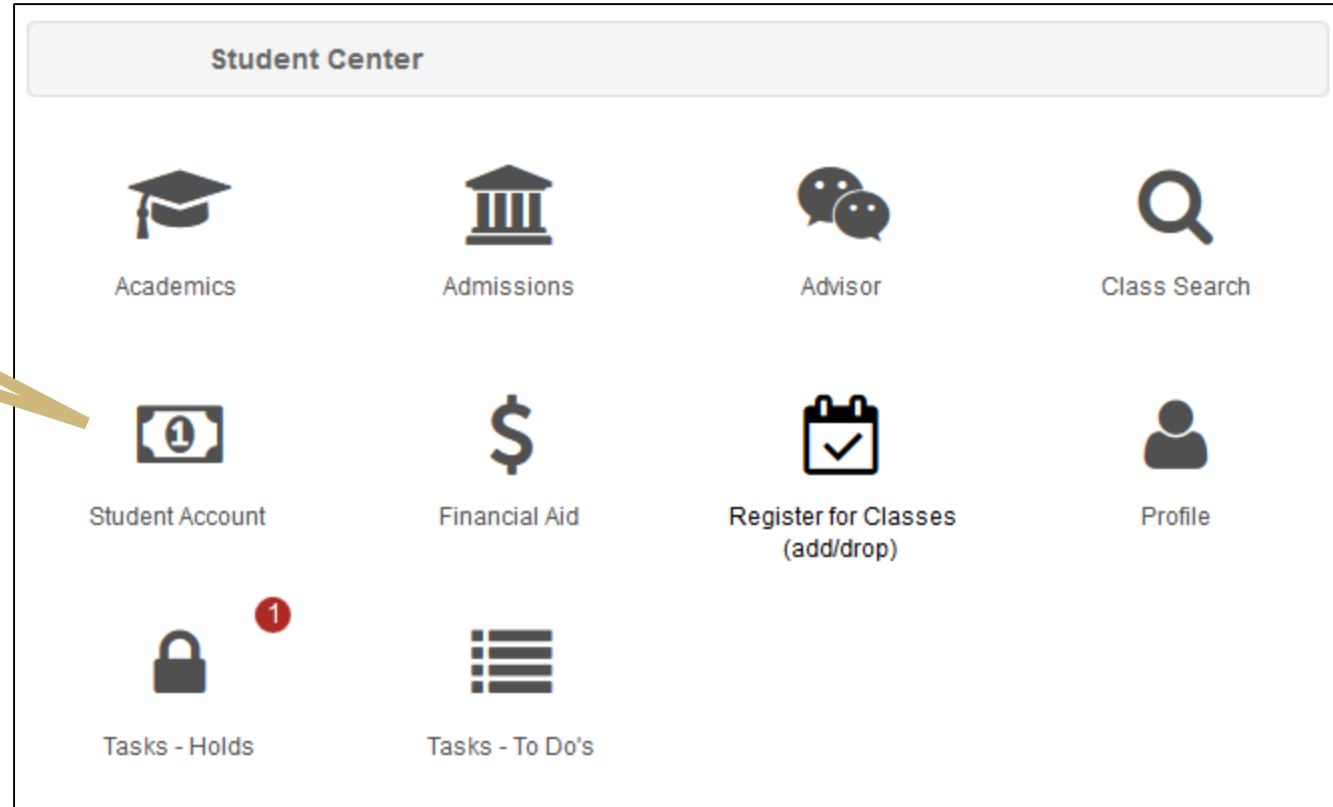


Select All Student Functions



How to authorize financial aid to pay all charges

Select Student Account



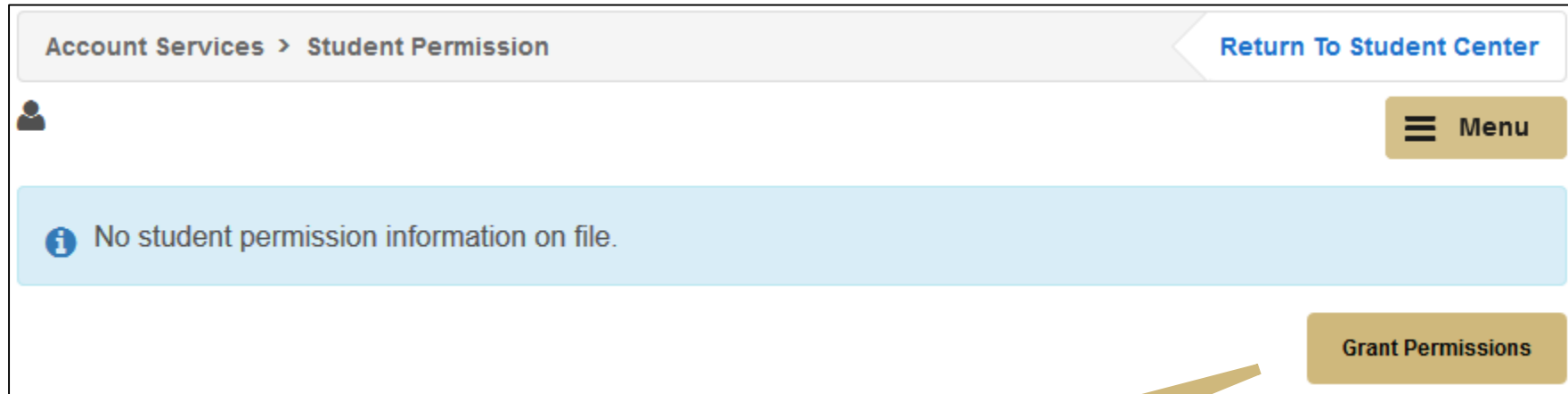
How to authorize financial aid to pay all charges

The screenshot shows a 'Student Account' window with a dark header and a close button (X) in the top right corner. The main content area lists account details: 'Due Now 0.00' and 'Future Due 1,393.39'. Below this, the 'Account Balance 1,393.39' is displayed, followed by the note 'Currency used is US Dollar.' A prominent blue button labeled 'View Bills and Payment Options' is positioned below the balance information. Further down, a vertical list of menu items is visible: 'COF Authorization/Review', 'Direct Deposit Student Refunds', 'View Student Permissions', 'Pay Deposit', and 'View 1098-T'. A yellow callout bubble with a pointer directed at the 'View Student Permissions' option contains the text 'Scroll down and select View Student Permissions'.

Scroll down and
select View
Student
Permissions



How to authorize financial aid to pay all charges



The screenshot shows a web interface for 'Account Services > Student Permission'. At the top right, there is a link 'Return To Student Center'. Below the breadcrumb, there is a user profile icon and a 'Menu' button. A light blue message box contains the text 'No student permission information on file.' with an information icon. At the bottom right, there is a prominent 'Grant Permissions' button.

Click Grant
Permissions



How to authorize financial aid to pay all charges

Read the agreement, select FIN_AID, and click Next

Federal Supplemental Education Opportunity Grant (SEOG)
Federal TEACH Grant
Federal Perkins Loan
Federal Stafford Loan Program - Subsidized and Unsubsidized
Federal Graduate PLUS

Federal Title IV financial aid funds are limited to pay for tuition, mandatory fees, and on-campus room and board charges. However, with your permission, this aid can pay for other types of university charges (i.e., health insurance, parking fees, optional student fees, health center charges, alumni membership fees, library fees, club sports fees, and printing fees). By clicking 'yes' on this Permission Form Agreement, your Federal financial aid will be used to help pay all of your university charges and may also help you avoid late fees and registration holds if your bill is paid in full and on time.

By way of this authorization, you allow CU to use your financial aid to pay for your parking fees and any other charges on your student account. Once the authorization is given, it continues to be valid for future years. You may rescind this authorization at any time in person at the Office of Financial Aid during normal business hours.

Select a permission form and click next to continue with the agreement process or click cancel.

SELECT	PERMISSION FORM	DESCRIPTION
<input type="radio"/> Select	CAM_VIL	Permission to allow Campus Village housing charges
<input checked="" type="radio"/> Select	FIN_AID	Federal Financial Aid permission form

Cancel Next



Bursar's Office

UNIVERSITY OF COLORADO DENVER | ANSCHUTZ MEDICAL CAMPUS

How to authorize financial aid to pay all charges

Account Services > Student Permission [Return To Student Center](#)

Menu

1 STEP 1 2 STEP 2 3 STEP 3

I authorize the university to apply my Title IV financial aid funds toward any university charges as previously described that may appear on my account.

Federal Financial Aid permission form

The agreement is dated: 04/27/2017 Yes, I have read the agreement

Previous Cancel Submit

Click the box next to Yes, and click Submit



Bursar's Office

UNIVERSITY OF COLORADO DENVER | ANSCHUTZ MEDICAL CAMPUS

How to authorize financial aid to pay all charges

The screenshot displays a web interface for 'Account Services > Student Permission'. At the top right, there is a 'Return To Student Center' link. Below this is a 'Menu' button. A progress bar shows three steps: 'STEP 1', 'STEP 2', and 'STEP 3', with 'STEP 1' being the active step. A green notification box with a checkmark states: 'Your permission form has been accepted.' At the bottom right, there is a 'View Student Permission' button.

The process is now complete.



Bursar's Office

UNIVERSITY OF COLORADO DENVER | ANSCHUTZ MEDICAL CAMPUS