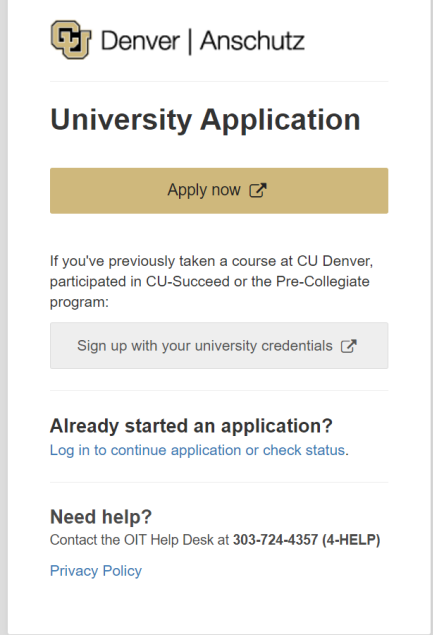


## EC Coaching Certificate Application Instructions for Application – Spring 2024

Your application must be completed and submitted online. Please visit the link below to create an account and access the online application.

<https://passport.ucdenver.edu/slate/landing.php?sr=76df60c2-a62e-4f56-808a-567f1452b2a7>



The screenshot shows a landing page for the University Application. At the top left is the CU Denver | Anschutz logo. The main heading is "University Application". Below this is a prominent gold button labeled "Apply now" with an external link icon. A paragraph of text follows, stating: "If you've previously taken a course at CU Denver, participated in CU-Succeed or the Pre-Collegiate program:". Below this text is a light gray button labeled "Sign up with your university credentials" with an external link icon. Further down, there is a section titled "Already started an application?" with a link that says "Log in to continue application or check status.". At the bottom, there is a "Need help?" section with contact information for the OIT Help Desk at 303-724-4357 (4-HELP) and a link to the "Privacy Policy".

Denver | Anschutz

### University Application

Apply now ↗

If you've previously taken a course at CU Denver, participated in CU-Succeed or the Pre-Collegiate program:

Sign up with your university credentials ↗

**Already started an application?**  
[Log in to continue application or check status.](#)

**Need help?**  
Contact the OIT Help Desk at 303-724-4357 (4-HELP)  
[Privacy Policy](#)

Click *“Apply Now”* to create a new account. Follow all steps to create your account and password. Login to start your application.

- a. Answer a few questions needed and create a password
- b. Click *“Create account”*
- c. You will receive a pop-up window and an email with your username and prospective student ID number (this is not your permanent student ID)
- d. Click *“Continue to application”* in the pop-up window
- e. If you close your browser, use the email to sign back in and continue the application

---

### Create account

---



**First Name**

**Last Name**


**Email Address**

**Repeat Email Address**

**Cell Phone Number**  
  
This number will be used to text you a code if you need to reset your password.

**Password**   
 

**Birth Date**

I'm not a robot   
reCAPTCHA  
Privacy - Terms

**OR**

Click *“Log in to continue application or check status”* if you already have an account. Complete the login to open your account.

Once you log in, click “Start New Application”.

## Applying to the University of Colorado Denver | Anschutz Medical Campus

You can access applications for a number of programs offered at CU Denver and CU Anschutz Medical Campus. You can either create a new account to start an application or continue an application in progress. This online application process serves:

- Graduate applicants
  - School of Education & Human Development License only or Endorsement only (without a degree) applicants: select the *Graduate Admissions* application
- Undergraduate applicants
- Non-degree Graduate applicants
- Non-degree Undergraduate applicants
- Continuing and Professional Education applicants
  - ESL Academy applicants: select the *Continuing and Professional Education* application or click [here](#) for instructions.

If you have a University of Colorado Denver | Anschutz Medical Campus username and password, you can log in and start an application with that account. Please use the link for [Returning Users](#).

Your Applications				
Type	Status	Started	Submitted	
You have started 5 applications using this account.				
<a href="#">Graduate Non-Degree Admissions</a>	In Progress	03/10/2021		
<a href="#">Continuing and Professional Education</a>	In Progress	03/10/2021		
<a href="#">Continuing and Professional Education</a>	In Progress	03/01/2021		
<a href="#">Graduate Admissions</a>	In Progress	03/01/2021		
<a href="#">Continuing and Professional Education</a>	In Progress	01/06/2021		

[Start New Application](#)



Select "University of Colorado Denver" from the first drop down menu

Select "Continuing and Professional Education" from the second drop down menu

Click "Create Application"

**Applying to the University of Colorado Denver | Anschutz Medical Campus**

You can access applications for a number of programs offered at CU Denver and CU Anschutz Medical Campus. You can either create a new account to start an application or continue an application in progress. This online application process serves:

- Graduate applicants
- Undergraduate applicants
- Non-degree Graduate applicants
- Non-degree Undergraduate applicants
- Continuing and Professional Education applicants
  - ESL Academy applicants

If you have a University of Colorado account, you can log in and start an application.

**Start New Application** dialog box:

Select an application type:

University of Colorado Denver ▼

Continuing and Professional Education ▼

Create Application Cancel

Your Applications

Type	Status	Submitted
Continuing and Professional Education	In Progress	11/14/2019
Graduate Admissions	In Progress	09/09/2019

You have started 2 applications using the following information.

[Start New Application](#)

Select "Continuing and Professional Education" (again) within the Application Details

Click "Open Application"

### Applying to the University of Colorado Denver | Anschutz Medical Campus

You can access applications for a number of programs offered at CU Denver and CU Anschutz Medical Campus. You can either create a new account to start an application or continue an application in progress. This online application process serves:

- Graduate applicants
  - School of Education & Human Development License only or Endorsement only (without a degree) applicants: select the *Graduate Admissions* application
- Undergraduate applicants
- Non-degree Graduate applicants
- Non-degree Undergraduate applicants
- Continuing and Professional Education applicants
  - ESL Academy applicants

**Application Details** Prev Next ×

Started 03/01/2021  
Status In Progress  
University of Colorado Denver

- ICB Application
- Undergraduate Admissions
- Undergraduate Non-Degree Admissions
- Graduate Admissions
- Graduate Non-Degree Admissions
- Continuing and Professional Education
- Nursing Admissions

**Open Application** **Cancel**

**Your Applications**

Type	Status	Started
Graduate Non-Degree Admissions	In Progress	03/10/2021
Continuing and Professional Education	In Progress	03/10/2021
Continuing and Professional Education	In Progress	03/01/2021
Graduate Admissions	In Progress	03/01/2021
Continuing and Professional Education	In Progress	01/06/2021

You have started 5 applications using this account.

[Start New Application](#)

Select "Yes" to Are you applying for a School of Education and Human Development certificate?  
Select "Graduate Certificate in Early Childhood Education Coaching" from the drop down menu.  
Click "Continue"

[Home](#)

Welcome


[Biographic Info](#)

[Add'l Biographic](#)


[Academic Info](#)

[Signature](#)

[Review](#)



University of Colorado **Denver**



**CU IN THE CITY**

**Welcome**

**Continuing & Professional Education Application**

*Thank you for applying to the University of Colorado Denver!*

---

Are you applying for a School of Education and Human Development certificate?

Yes

No

Please select the certification you are applying for. **\*\*School of Ed certs only\*\***

Graduate Certificate in Early Childhood Education Coaching ▼

**Continue**

Complete all required fields within the Biographic Information section  
Click "Continue"

[Home](#)

[Welcome](#)

**Biographic Information**

(Required fields are indicated with \*)

**Name**

Prefix

\*First (Given)

Middle

\*Last/Surname (Family)

Suffix

Preferred First/Nickname

Other/Former Last Name

Former First Name (if applicable)

**\*Addresses**

**Permanent Address** [Delete](#)

Country  v

Street Address

City

State  v

Postal Code

**Mailing Address** [Delete](#)

Same as permanent

Complete all required fields in the Additional Biographic Information section  
Click "Continue"

<a href="#">Home</a>	<b>Additional Biographic Information</b>
<a href="#">Welcome</a>	(Required fields are indicated with *)
<a href="#">Biographic Info</a>	<b>Emergency Contact Information</b>
<b>Add'l Biographic</b>	<input type="text"/> *Emergency Contact First Name: <input type="text"/> *Emergency Contact Last Name:
<a href="#">Academic Info</a>	<input type="text"/> *Emergency Contact Phone Number: <input type="text"/> *Emergency Contact Relationship:
<a href="#">Signature</a>	
<a href="#">Review</a>	
	<b>Conduct History</b>
	*Do you have a pending criminal charge OR have you ever been convicted of a crime, made a plea of guilty, accepted a deferred judgment, been adjudicated or been required to register as a sex offender? (Misdemeanor traffic offenses are exempt.)
	<input type="radio"/> Yes
	<input type="radio"/> No
	<input type="button" value="Continue"/>



Complete all required fields in the Academic Information section

Select "**Fall 2023**" in the Admit Term drop down

Click "*Continue*"

[Home](#)

[Welcome](#)

[Biographic Info](#)

[Add'l Biographic](#)

**Academic Info**

[Signature](#)

[Review](#)

## Academic Information

(Required fields are indicated with \*)

**Enrollment Information**

\*Please Select an Admit Term:

Spring, 2024 ▼

**Verification Questions**

\*Have you previously been enrolled at the University of Colorado? (Anschutz, Boulder, Denver, Colorado Springs)

Yes

No

\*Do you have a high school/secondary diploma or GED?

Yes

No

\*Do you have a Bachelor's degree or its equivalent or higher?

Yes

No

**Continue**

Complete your signature

Click “*Confirm*”

The screenshot shows a web interface for the 'Signature' step. On the left is a vertical navigation menu with links: Home, Welcome, Biographic Info, Add'l Biographic, Academic Info, Signature (highlighted), and Review. The main content area is titled 'Signature' and contains the instruction: 'In place of your signature, please type your full legal name:'. Below this is a text input field and a 'Confirm' button.

Complete the Review of your application

Click “*Submit Application*” when your application is complete

Click “*Save for Later*” if you need to leave the application and return later to complete

The screenshot shows the 'Review' page. The navigation menu on the left includes: Home, Welcome, Biographic Info, Add'l Biographic, Academic Info, Signature, and Review (highlighted). The main content area is titled 'Review' and contains two paragraphs of text explaining the certification process. A yellow warning box states: 'We have detected the following errors with your application. These errors must be corrected before submission.' Below this is a table listing the errors.

Section	Required Field or Error
Biographic Info	Missing Mailing Address
Biographic Info	Missing Name or Birthdate Information
Biographic Info	Missing Permanent Address
Add'l Biographic	Missing Criminal History Information