


# University of Colorado Anschutz Medical Campus

## Training and Medical Surveillance Records

---



## Contents


Training Records and Medical Surveillance Overview.....	3
Training Records User Interface .....	3
Medical Surveillance User Interface .....	4

## Training Records and Medical Surveillance Overview

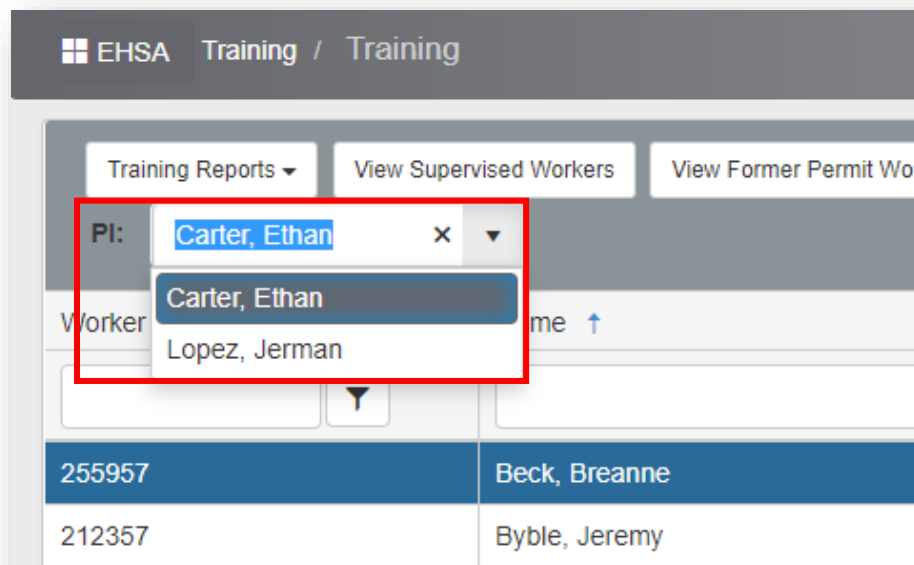
The “Training Records” and “Medical Surveillance” features provide the ability to check training and medical surveillance records for members of the laboratory. “Training Records” shows all Environmental Health and Safety (EHS) training completed on the bottom half of the screen under “Training History” and recurring required trainings on the top half of the screen under “Training Requirements”. Medical Surveillance shows the “Medical Surveillance History” on the bottom half of the screen and recurring required medical surveillance procedures on the top half of the screen.

### Training Records User Interface

On the Home screen, the Training Records icon shows trainings that are overdue or are coming due in the next 30 days. Training requirements overdue or coming due for the user appear in a red bubble on top of the icon. Training requirements overdue or coming due for staff that the user supervises appear in an orange bubble on top of the icon.



From the Home screen, selecting the Training Records icon opens the Training page. The left half of the page shows workers attached to the PI along with the training history and training requirements for the worker selected on the right side of the page. If the user is attached to multiple PIs, training records for each PI’s workers can be viewed if the proper PI is selected from the PI drop down menu:



## Medical Surveillance User Interface

On the Home screen, the Medical Surveillance icon shows show any medical surveillance procedures that are overdue or are coming due in the next 30 days. Medical surveillance procedures overdue or coming due for the user appear in a red bubble on top of the icon. Medical surveillance procedures overdue or coming due for staff that the user supervises appear in an orange bubble on top of the icon.



From the Home screen, selecting the Medical Surveillance icon will open the Medical Surveillance page. The left half of the page shows workers attached to the PI along with the medical surveillance history and medical surveillance requirements for the worker selected on the right side of the page. If the user is attached to multiple PIs, training records for each PI's workers can be viewed if the proper PI is selected from the PI drop down menu:

