

## Skillsoft Access Instructions

*CU: Discrimination and Sexual Misconduct - CU Denver | CU Anschutz*

### **Step 1:** Select your affiliated campus (CU Denver | CU Anschutz)

You can also search **my.cu.edu** and login with your university credentials

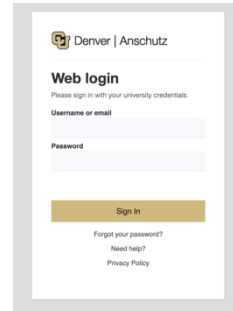


All Clear  
Last Updated: 2 days ago

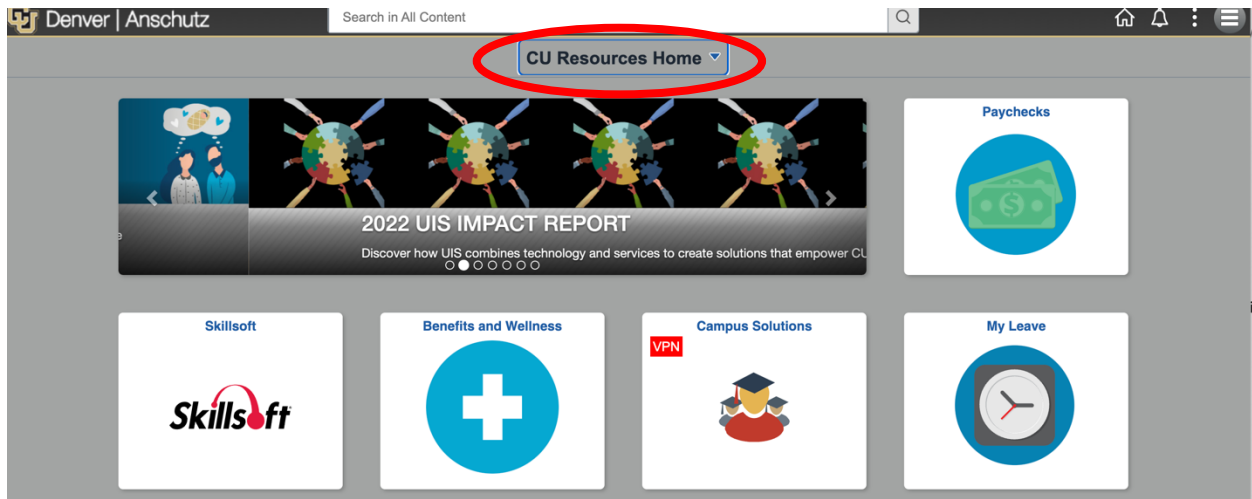
Click on your campus to log in.



### **Step 2:** Login using your university credentials



### **Step 3:** Access your UCDAccess Portal (“CU Resources Home”)

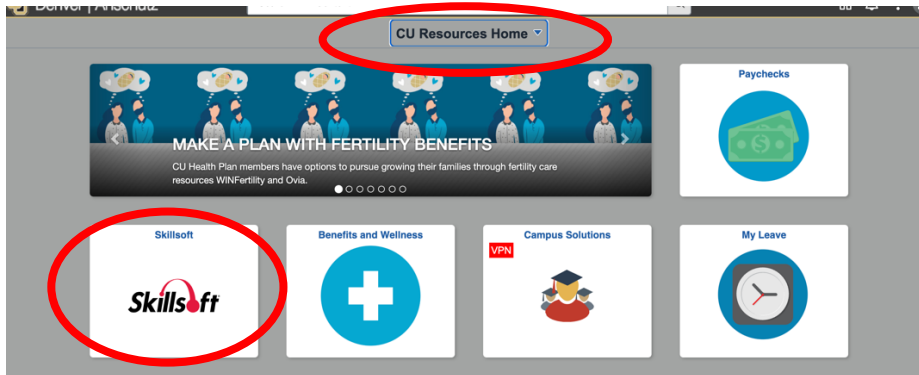


## Skillsoft Access Instructions

CU: Discrimination and Sexual Misconduct - CU Denver | CU Anschutz


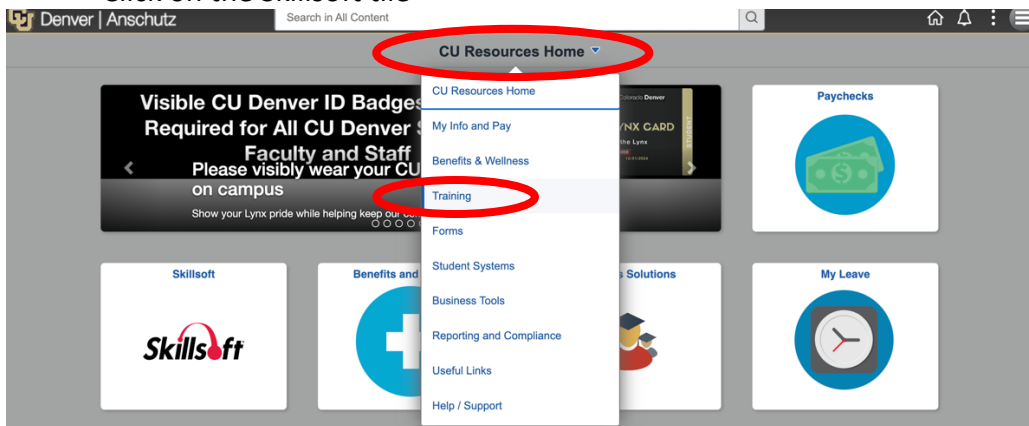
- **Step 4:** You have two options to access Skillsoft

**Option 1:** Click the Skillsoft Tile under “CU Resources Home”



**Option 2:** Click on the “CU Resources Home” drop down menu

- Select “Training”
- Click on the Skillsoft tile



## Skillsoft Access Instructions

*CU: Discrimination and Sexual Misconduct - CU Denver | CU Anschutz*

**Step 5:** Search for the course: *CU: Discrimination and Sexual Misconduct - CU Denver | CU Anschutz*



**Step 6:** Launch the course

**\*Be sure you select the CU Denver | CU Anschutz course. If you complete the course for any other university, you will need to retake the CU Denver | CU Anschutz course. \***

