



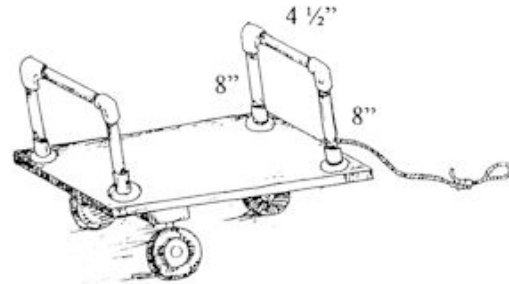
Assistive Technology Partners

BREAKING BARRIERS, CHANGING LIVES

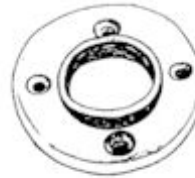
Garden Scooter

Materials:

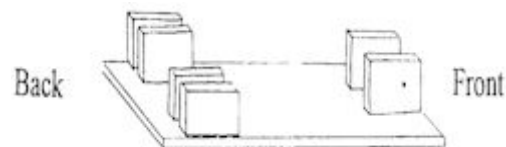
- 1 - 26" X 1" X 12" Pine Plank
- 1 - 26" X 12" Foam Cushion
- 3 A Yard Vinyl Fabric
- 2 - Stationary Wheels/Casters
- 1 - Swivel Wheel/Caster
- 12 - 3" Wood Screws
- 28 - #14, 1 1/2" Wood Screws
- 4 - 5/16" Washers
- 3' - 2" X 4"
- 4 - 1 1/4" Floor Flanges
- 4 - 1 1/4" Threaded PVC Adapters
- 4 - 1 1/4" X 8" PVC
- 2 - 1 1/4" X 4 1/2" PVC
- 4 - 1 1/4", 90 degree PVC Connectors
- 2 Yards - 1/4" Rope
- 8" - 1 1/4" Pipe Insulation
- 4 1/2" Floor Flange



Picture of Finished Product



Floor Flange



Picture 3



Assistive Technology Partners

BREAKING BARRIERS, CHANGING LIVES

Directions:

1. Cut 2" X 4" into 6 pieces 6" long.
2. Drill a 5/8" hole in the middle of two 2" X 4" pieces 1 1/2" from the end.
3. Attach 4, 2" X 4" pieces with 3" wood screws perpendicular to pine plank along backsides 2" from the end, far enough apart to support stationary wheel/caster base. See picture 3.
4. Attach 2, 2" X 4" pieces (with holes) with 3" wood screws, perpendicular to pine plank even with the front end in the center of the board, far enough apart to support swivel wheel/caster base. See picture.
5. Attach swivel wheel/caster to front supports using 1 1/2" screws and washers.
6. Attach stationary wheels/casters to rear supports using 1 1/2" screws.
7. Cover topside of pine with foam cushion and vinyl using staple gun to secure vinyl.
8. Attach metal floor flanges to each corner on top of covered pine using 1 1/2" screws.
9. Screw PVC adapters into each floor flange.
10. Cover 4 1/2" PVC with 4" pipe insulation
11. Attach PVC and connectors according to the picture to build handrails and attach to covered pine base.
12. Thread rope through holes in supports for front caster and tie off for pulling garden cart.

For more information contact:

Assistive Technology Partners

601 E. 18th Avenue, Suite 130

Denver, CO 80203

303/315-1280 Main 303/837-8964 TTY

303/837-1208 Fax 800/255-3477

www.uchsc.edu/atp

Also available in: Braille, large print, audio tape, disk and alternate language formats